



# OverDrive Download Station Step by Step

# What a User will Need

1. A valid library card.
2. A supported device.



## Find more information...

- [Attention iPod® and iPhone™ owners.](#)
- [Attention Zune® owners.](#)
- [Learn about this service.](#)
- [Test your device for compatibility.](#)
- [Compatible devices.](#)

Choose from a wide variety of devices including: Audio players, Smartphones, and Apple devices.

View OverDrive's Device Resource Center and test a device from the Home Page of OverDrive Download Station.

# TIPS: iPod Users

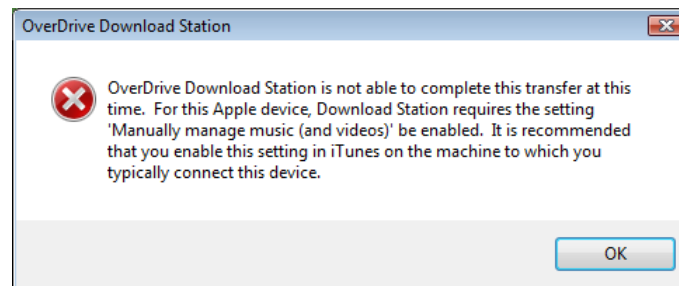
1. Apple devices must be Windows-formatted.  
(i.e. User syncs their Apple device with a Windows computer at home.)

**Note:** The Apple iPhone is not compatible with OverDrive Download Station.

1. User must enable '**Manually Manage Music**' setting from their home computer.  
Here's how ...

- ▶ Connect their Apple device to their home (Windows) computer.
- ▶ Open iTunes. Click the device link on the left hand sidebar.
- ▶ Check the 'Manually manage music...' box.
- ▶ Click the 'Apply' button.

Prompt from Download Station  
when 'Manually Manage  
Music' is NOT enabled.



1. Formats OverDrive Download Station will transfer to an Apple device ...
  - ▶ MP3 Audiobooks - YES
  - ▶ WMA Audiobooks - YES
  - ▶ Music - NO

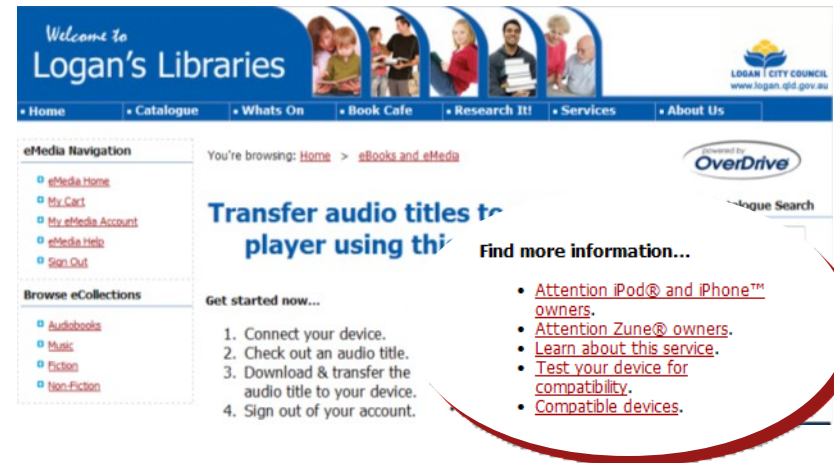
# Step 1 (Optional): Connect / Test your device

Before getting started a user can test their device.

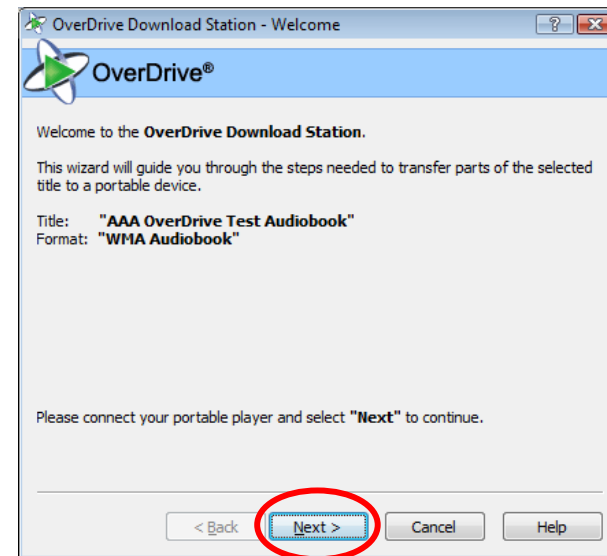
- ▶ Learn more about devices under 'Find more information...'
- ▶ Click 'Test your device for compatibility' to test a device for compatibility with WMA audio.

*Note: WMA audio will only play on devices that support protected WMA files. MP3 audio will play on most devices.*

- ▶ Choose '[To find out if your MP3 player is compatible with OverDrive WMA ... click here](#)'.
- ▶ A wizard will open. Connect the device. Click 'Next' to continue.



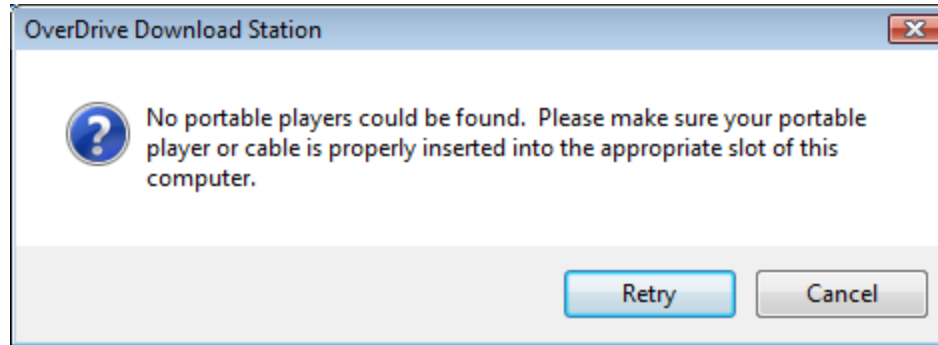
The screenshot shows the Logan's Libraries website with the OverDrive interface. The navigation bar includes Home, Catalogue, Whats On, Book Cafe, Research III, Services, and About Us. The main content area features a 'Transfer audio titles to player using this' section with a 'Find more information...' link. A list of links is provided: Attention iPod® and iPhone™ owners, Attention Zune® owners, Learn about this service, Test your device for compatibility, and Compatible devices. A red circle highlights the 'Test your device for compatibility' link.



The screenshot shows the OverDrive Download Station wizard window. The title bar reads 'OverDrive Download Station - Welcome'. The main content area displays the OverDrive logo and a welcome message: 'Welcome to the OverDrive Download Station. This wizard will guide you through the steps needed to transfer parts of the selected title to a portable device.' The title is 'AAA OverDrive Test Audiobook' and the format is 'WMA Audiobook'. Below this, it says 'Please connect your portable player and select "Next" to continue.' At the bottom, there are four buttons: '< Back', 'Next >', 'Cancel', and 'Help'. The 'Next >' button is circled in red.

## Step (Optional): Connect / Test your device

- ▶ OverDrive Download Station will search for the device.
- ▶ If you see this message, disconnect and reconnect the device. Wait a moment, then click 'Retry'.



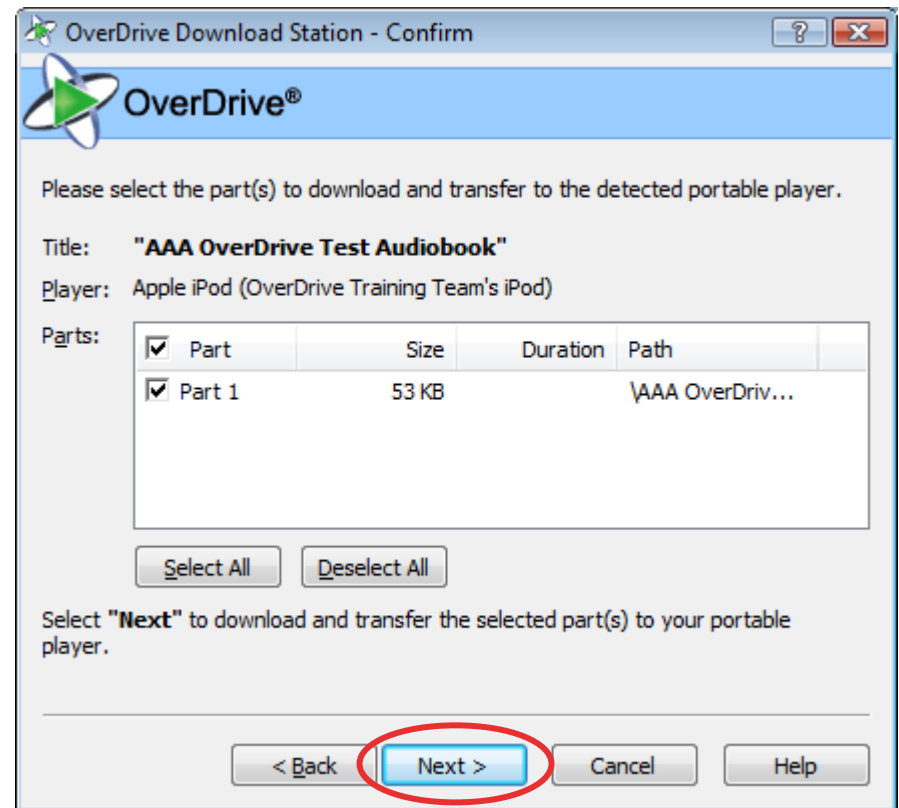
- ▶ If this message is displayed again, the device may not be compatible with WMA audio.

For more information, please see:

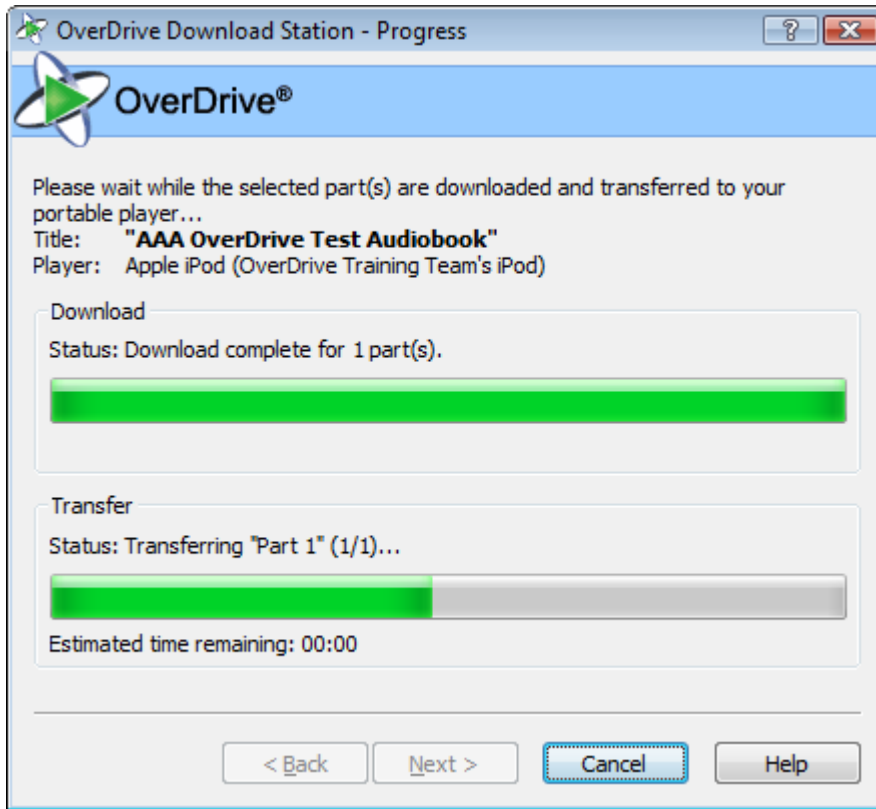
[www.overdrive.com/resources/drc/incompatibledevices.asp](http://www.overdrive.com/resources/drc/incompatibledevices.asp).

# Step 1 (Optional): Connect / Test your device

- ▶ If the device is recognized, the 'Confirm' screen will be displayed.
- ▶ Click 'Next' to begin downloading the test file.



# Step 1 (Optional): Connect / Test your device



- ▶ The test file will first download and then transfer to the device.
- ▶ When complete the 'Success' screen will be displayed.
- ▶ Click 'Finish'.

## Almost done!

Next, the user will need to test the files for playback.

# Step 1 (Optional): Connect / Test your device

## Ready to test?

1. Disconnect the device.
2. Listen to the file(s) on the device.
  - ▶ OverDrive Audiobooks Success Message.
  - ▶ OverDrive Music Success Message.
1. If playback is normal then the device supports OverDrive WMA Audiobooks and Music.

If a test file does not play correctly, please see our list of incompatible devices for more information:  
[www.overdrive.com/resources/drc/incompatibledevices.asp](http://www.overdrive.com/resources/drc/incompatibledevices.asp).

# Step 2: Check out an audio title

- ▶ Browse / search your library's Virtual Branch website for titles.
- ▶ Check out with a library card.

The screenshot shows the Logan's Libraries website. At the top, there is a blue banner with the text "Welcome to Logan's Libraries" and a navigation menu with items: Home, Catalogue, Whats On, Book Cafe, and Research. Below the banner, there is a section for "eMedia Navigation" with links: eMedia Home, My Cart, My eMedia Account, and eMedia Help. The "My Cart" link is circled in red. To the right, there is a "My Cart" section with a note: "Please note: Titles added to your Cart will remain there for 30 minutes before they are returned to the library's collection. Please be sure to complete your checkout within this timeframe to avoid losing access to these title(s)." Below this, the title "The Alchemyst" is listed, along with "The Secrets of the Immortal Nicholas Flamel Series, Book 1" and a lending period of 14 days. The format is "OverDrive WMA Audiobook". There is a "Plays on:" section with icons for PC, Mac, Burn to CD, WMA, iPod, and MP3. A "remove" link is also present. At the bottom of the cart section, there are two links: "Continue Browsing" and "Proceed to Checkout", with the latter circled in red. On the right side of the page, there is a "powered by OverDrive" logo, an "eMedia Catalogue Search" section with a search box and a "Go" button, and a "Getting Started" section with links: Quick Start Guide, eMedia Help--FAQ, Check Out Assistance, and Supported Portable Devices.

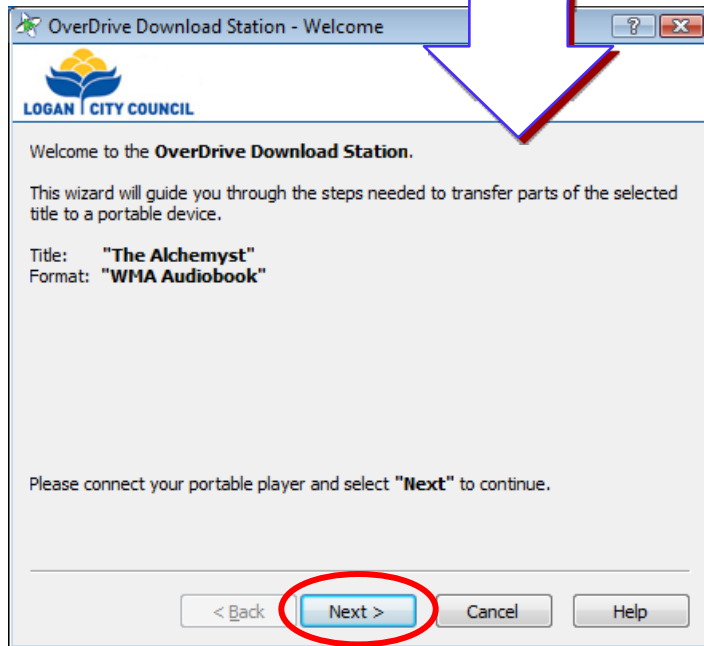
MP3 OverDrive MP3 Audiobook

Plays on: PC Mac Burn to CD WMA iPod MP3

Watch 'Plays On' icons to confirm a title is compatible with your device.


# Step 3: Download & transfer to your device

Click the 'Download' button ...



## Download

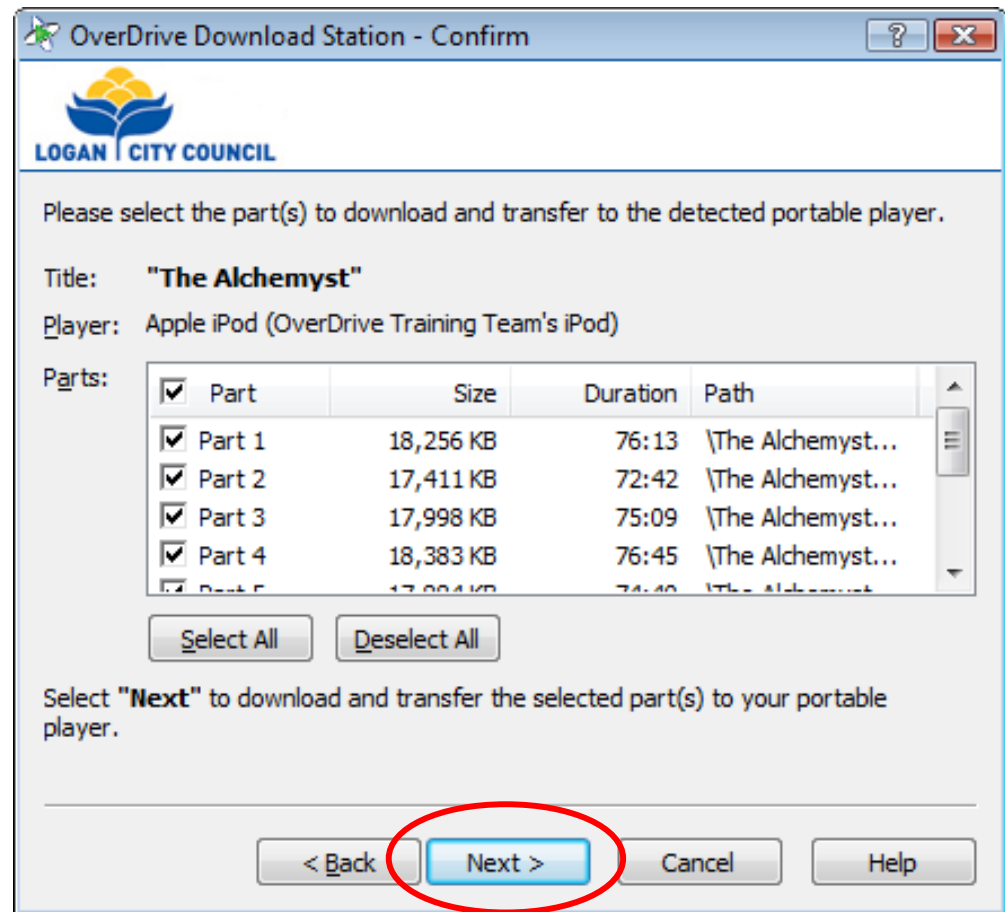
The following title(s) are now available for download:

|  |   |  |
|--|---|--|
|  | <b>The Alchemyst</b><br>The Secrets of the Immortal Nicholas<br>Flamel Series, Book 1 | Checked out on: Oct 10, 2009<br>Expires on: Oct 17, 2009 |
| OverDrive WMA Audiobook (144285<br>kb)   |   |  |
| <a href="#">Download</a>   |   |  |

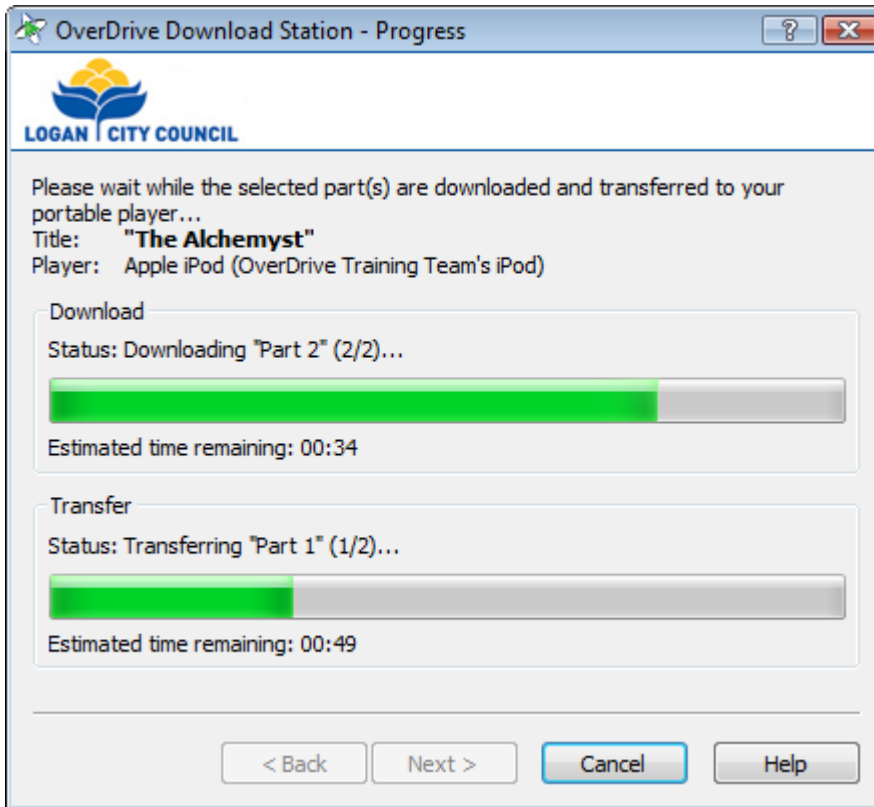
The wizard opens.

# Step 3: Download & transfer to your device

Select parts ....



## Step 3: Download & transfer to your device

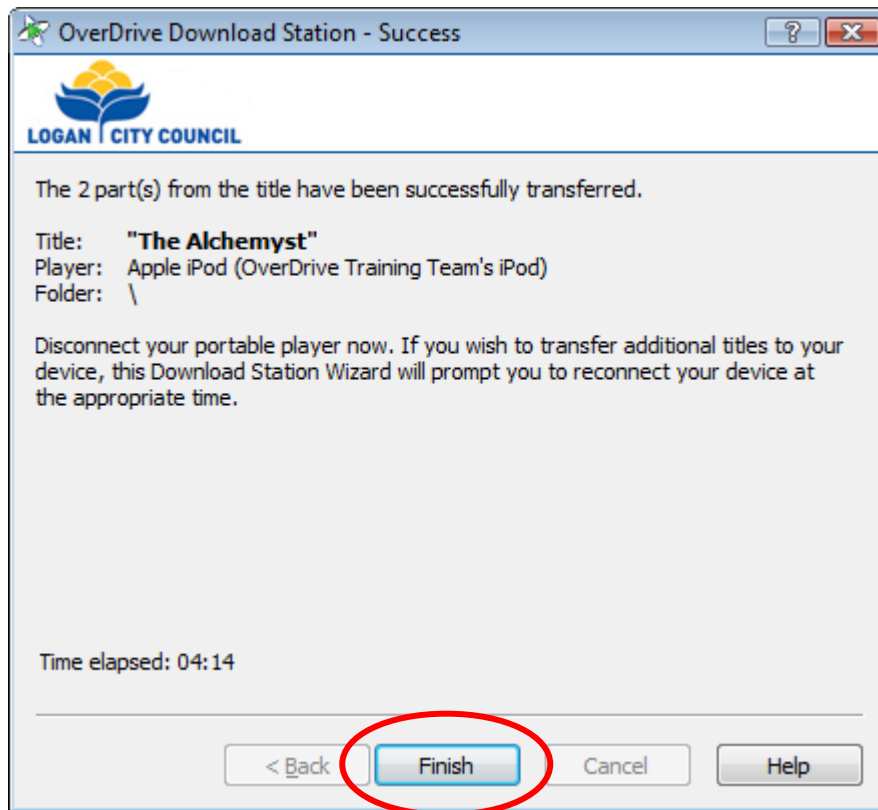


The download begins ...

- ▶ The wizard will check for available storage on the device.
- ▶ Depending on the device, a user may have the option to delete titles if the device is full.

## Step 3: Download & transfer to your device

Click 'Finish' and disconnect the device. Enjoy the title on-the-go!



# Step 4: Sign out of your account

- ▶ Before leaving OverDrive Download Station, be sure to sign out.

The screenshot shows the Logan's Libraries website interface. At the top, there is a blue banner with the text "Welcome to Logan's Libraries" and a photo of people reading. Below the banner is a navigation menu with links: Home, Catalogue, Whats On, Book Cafe, Research It!, Services, and About Us. On the right side of the banner is the Logan City Council logo and website address: www.logan.qld.gov.au.

The main content area is titled "Download" and shows a list of available titles for download. The first title is "The Alchemist" by Paulo Coelho, part of the "Flamel Series, Book 1". It is an OverDrive WMA Audiobook (144285 kb) that was checked out on Oct 10, 2009 and expires on Oct 17, 2009. A blue "Download" button is visible next to the title.

On the left side, there is an "eMedia Navigation" section with a list of links: eMedia Home, My Cart, My eMedia Account, eMedia Help, and Sign Out. The "Sign Out" link is circled in red. Below this is a "Browse eCollections" section with links for Audiobooks, Music, Fiction, and Non-Fiction.

On the right side, there is an "eMedia Catalogue Search" section with a search box and a "Go" button. Below the search box is a "Getting Started" section with links for Quick Start Guide, eMedia Help--FAQ, Check Out Assistance, and Supported Portable Devices.